

Q StudentConnection Portal

Using Q StudentConnect Portal

Q StudentConnect is a web based application that provides students with a collection of their school and student information which is made available to you by your district through the internet. Q Student Connection portal provides access to class assignments, marks, attendance, graduation requirements and much more.

Accessing Q StudentConnect Portal

Q StudentConnect Portal is available at <https://zangle.colton.k12.ca.us/Production/StudentPortal>

Q StudentConnect Portal is also available from the CJUSD website at <http://www.colton.k12.ca.us/education/components/scrapbook/default.php?sectionid=1>

Hover over Students, then over Q StudentConnect.



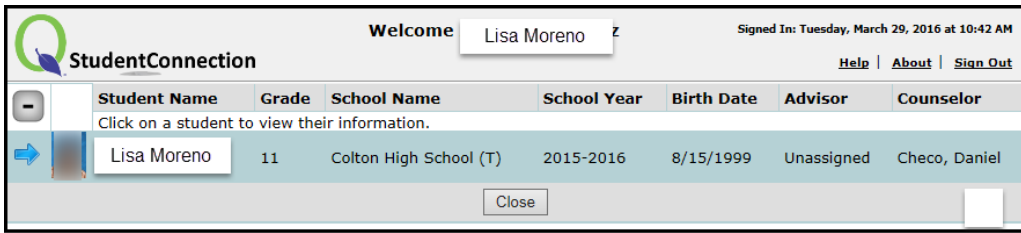
Login Page

1. **Enter Username and Password:** The QStudentConnect login screen will appear in the top left of the log in screen. The log-on information is the same as what is used to access the computer at school. Use the Student ID number as User Name and district provided password to log on. Click on the Log In button to continue.
2. **District Links:** District created links allow you to navigate quickly and easily to important websites, click on a district link to be redirected.
3. **District Website:** Click on the link to access the District website.
4. **Content Page:** Provides Welcome title and message.
5. **District News:** News about the school year from the District can be seen in the lower section.

The screenshot shows the StudentConnection login interface. It includes a 'StudentConnection Login' section with fields for 'User Name' and 'Password', and a 'Log In' button. Below this is a 'District Links' section with links to 'www.cjUSD.net' and 'www.oars.net/colton'. A central banner features the 'Colton Joint Unified School District' logo and the text 'STUDENTCONNECTION PORTAL'. To the right, a 'Colton Joint Unified School District' message box explains the portal's purpose and login instructions. At the bottom, a 'Spring Break' announcement for 3/21/2016-4/1/2016 is displayed. Red boxes and numbers 1-5 highlight these specific elements.

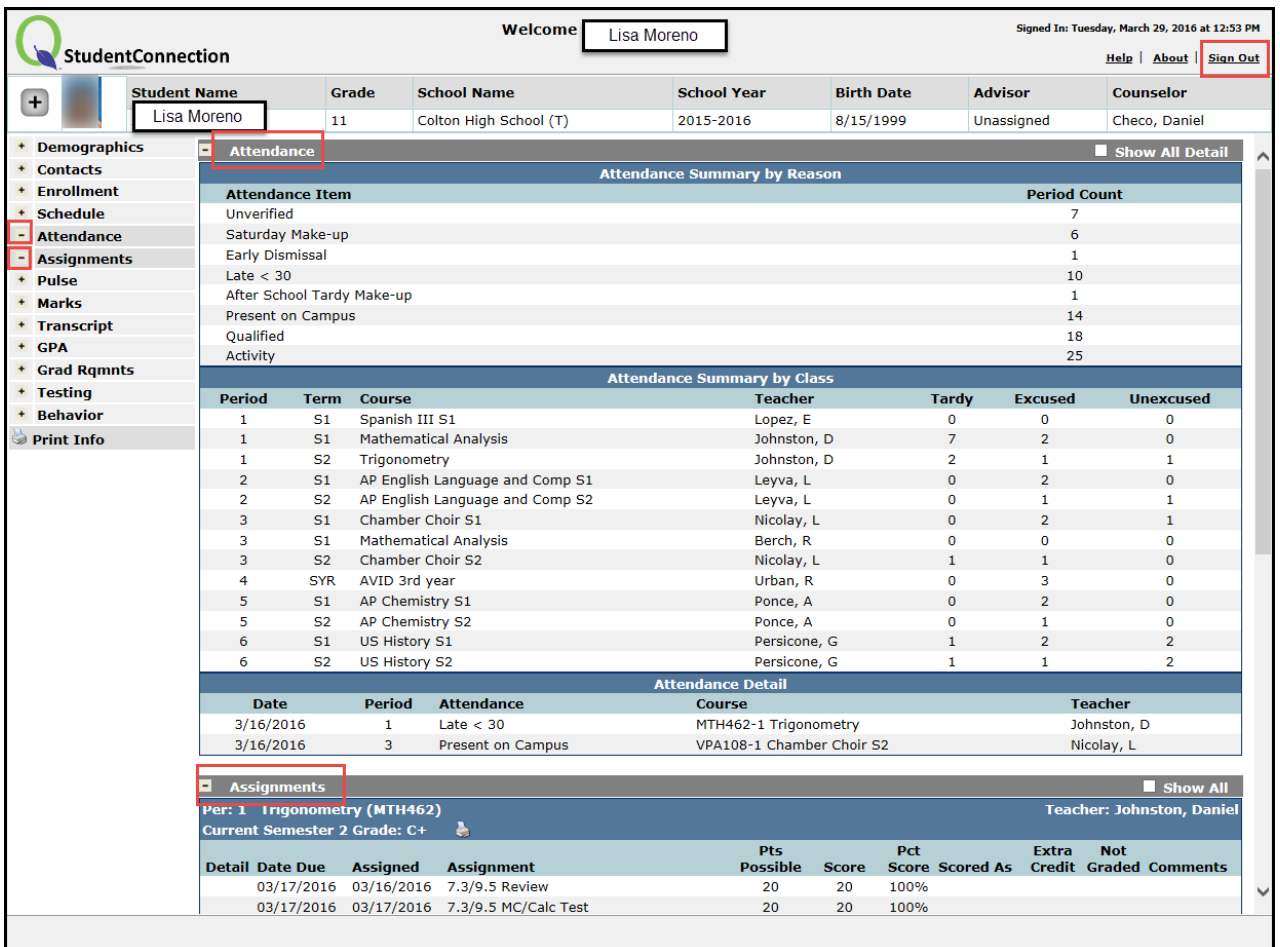
Viewing Student Information


Multiple tracks may be displayed if the student is enrolled a multiple sites. Select the site for which you would like to display data by clicking on it. The main QStudentConnection screen will be displayed.



Student Information: If no areas have been viewed for a student, all application areas will be minimized when the QStudentConnection application is first opened. Links to additional applications are listed down the left hand side of the screen. Click on the “+” to display the data you would like to see and the “-” to hide the data. This feature will allow you to customize your screen and display only the content you wish to see.

Sign Out: Clicking here will end your QStudentConnection session.





Q StudentConnection Portal

Utilizando Q StudentConnect Portal

Q StudentConnect es una aplicación basada en la red que proporciona información sobre la escuela y el alumno la cual nuestro distrito está poniendo a tu disposición a través del internet. Q Student Connection le proporciona acceso a los trabajos, calificaciones, asistencia, requisitos de graduación y mucho más.

Acceso Q StudentConnect Portal

Q StudentConnect Portal está disponible en <https://zangle.colton.k12.ca.us/Production/StudentPortal>


Q StudentConnect Portal también está disponible en el sitio red del Distrito Escolar Unificado de Colton <http://www.colton.k12.ca.us/education/components/scrapbook/default.php?sectionid=1>

Mueva el cursor sobre Students, y luego haga clic en Q StudentConnect.



Entrando a Q StudentConnect Portal

1. **Nombre de Usuario y Contraseña:** La pantalla de inicio aparecerá arriba a la izquierda. La información de conexión es la misma que usan para iniciar a la computadora en la escuela. Usa el número de identificación del alumno como el nombre de usuario y la contraseña que fue asignada por el distrito.
2. **Enlaces del Distrito:** Enlaces creados por el distrito permiten navegar fácil y rápidamente a sitios de red importantes. Haz clic en un enlace del distrito y serás redirigido.
3. **Sitio Red del Distrito Escolar:** Haz clic en este enlace para acceso al sitio red del Distrito Escolar Unificado de Colton.
4. **Página de Bienvenida:** Provee un título de bienvenida y mensaje.
5. **Noticias del Distrito:** Noticias sobre el año escolar del distrito se pueden ver en la sección de abajo.



Información Relacionada al Alumno

Varias líneas aparecerán si el alumno está inscrito en escuelas múltiples. Seleccione el sitio para el que desea visualizar los datos haciendo clic en él.

StudentConnection Welcome Lisa Moreno Signed In: Tuesday, March 29, 2016 at 10:42 AM

Help | About | Sign Out

| Student Name | Grade | School Name | School Year | Birth Date | Advisor | Counselor |
|---|-------|------------------------|-------------|------------|------------|---------------|
| Click on a student to view their information. | | | | | | |
| Lisa Moreno | 11 | Colton High School (T) | 2015-2016 | 8/15/1999 | Unassigned | Checo, Daniel |

Close

Información del Alumno: Si hay zonas que no han sido vistas, todas las áreas de aplicación se reducirán al mínimo cuando se abre por primera vez la aplicación QStudentConnection. Enlaces a aplicaciones adicionales están a lado izquierdo de la pantalla. Haga clic en el signo "+" para mostrar los datos que desea ver y el "-" para ocultar los datos. Esta característica le permitirá personalizar la pantalla y mostrar sólo el contenido que desea ver.

Cerrar sesión: Al hacer clic aquí va a terminar su sesión de Q StudentConnection.

StudentConnection Welcome Lisa Moreno Signed In: Tuesday, March 29, 2016 at 12:53 PM

Help | About | Sign Out

| Student Name | Grade | School Name | School Year | Birth Date | Advisor | Counselor |
|--------------|-------|------------------------|-------------|------------|------------|---------------|
| Lisa Moreno | 11 | Colton High School (T) | 2015-2016 | 8/15/1999 | Unassigned | Checo, Daniel |

Attendance Show All Detail

Attendance Summary by Reason

| Attendance Item | Period Count |
|----------------------------|--------------|
| Unverified | 7 |
| Saturday Make-up | 6 |
| Early Dismissal | 1 |
| Late < 30 | 10 |
| After School Tardy Make-up | 1 |
| Present on Campus | 14 |
| Qualified | 18 |
| Activity | 25 |

Attendance Summary by Class

| Period | Term | Course | Teacher | Tardy | Excused | Unexcused |
|--------|------|---------------------------------|--------------|-------|---------|-----------|
| 1 | S1 | Spanish III S1 | Lopez, E | 0 | 0 | 0 |
| 1 | S1 | Mathematical Analysis | Johnston, D | 7 | 2 | 0 |
| 1 | S2 | Trigonometry | Johnston, D | 2 | 1 | 1 |
| 2 | S1 | AP English Language and Comp S1 | Leyva, L | 0 | 2 | 0 |
| 2 | S2 | AP English Language and Comp S2 | Leyva, L | 0 | 1 | 1 |
| 3 | S1 | Chamber Choir S1 | Nicolay, L | 0 | 2 | 1 |
| 3 | S1 | Mathematical Analysis | Berch, R | 0 | 0 | 0 |
| 3 | S2 | Chamber Choir S2 | Nicolay, L | 1 | 1 | 0 |
| 4 | SYR | AVID 3rd year | Urban, R | 0 | 3 | 0 |
| 5 | S1 | AP Chemistry S1 | Ponce, A | 0 | 2 | 0 |
| 5 | S2 | AP Chemistry S2 | Ponce, A | 0 | 1 | 0 |
| 6 | S1 | US History S1 | Persicone, G | 1 | 2 | 2 |
| 6 | S2 | US History S2 | Persicone, G | 1 | 1 | 2 |

Attendance Detail

| Date | Period | Attendance | Course | Teacher |
|-----------|--------|-------------------|---------------------------|-------------|
| 3/16/2016 | 1 | Late < 30 | MTH462-1 Trigonometry | Johnston, D |
| 3/16/2016 | 3 | Present on Campus | VPA108-1 Chamber Choir S2 | Nicolay, L |

Assignments Show All

Per: 1 Trigonometry (MTH462) Teacher: Johnston, Daniel
Current Semester 2 Grade: C+

| Detail | Date Due | Assigned | Assignment | Pts Possible | Score | Pct Score | Scored As | Extra Credit | Not Graded | Comments |
|--------|------------|------------|----------------------|--------------|-------|-----------|-----------|--------------|------------|----------|
| | 03/17/2016 | 03/16/2016 | 7.3/9.5 Review | 20 | 20 | 100% | | | | |
| | 03/17/2016 | 03/17/2016 | 7.3/9.5 MC/Calc Test | 20 | 20 | 100% | | | | |